


# Plunger Switches

## PSW-1 / PSW-2

## Product Specifications

### 1. Features

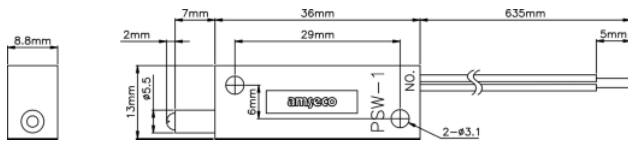
- 25" Leads AWG #22
- 3 mm pre-travel stroke
- 7 mm overall operating stroke
- (2) Reed switches in one housing (PSW-2 only)
- PSW-1: Ivory color
- PSW-2: Brown, Gray or Ivory colors



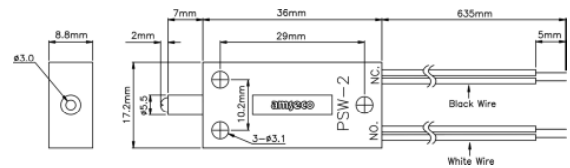
PSW-1

PSW-2

### 2. Dimensions



PSW-1



PSW-2

### 3. Specifications

Model	Contact	Contact Rating	Contact Type	Max. Carry Current	Max. Switching Current	Breakdown Voltage	Operating Force
PSW-1	22 AWG 25" lead	10VA	Form A N.O.	1 Amp	0.5 Amp	200 VDC	100~200g
PSW-2			Form C N.O./N.C				